

**Legend**

This plan illustrates the general location of the proposed scheme. The following viewports proposed scheme at a larger scale

- 1 Viewports on this plan displaying either a letter or number is a reference illustrating the location of that area within this overall plan and may be found in the following series of drawings. The colour used for either the letter or number may vary. The adjacent shown is an example.
- 2
- 3

Both the post code and "what3words" in the title block illustrate a location within the proposed works and not the overall area of the scheme.

16 April 2022 The following set of plans whose Dwg Nos end with 801 - 805 inclusive or those issued earlier are replaced by the current drawing numbers ending with 810 - 814

For Consultation

**NOTE**  
DO NOT SCALE FROM THIS DRAWING.

© CROWN COPYRIGHT AND DATABASE RIGHTS 2020  
ALL RIGHTS RESERVED, HCC 100019180



STUART JARVIS BSc DipTP FCIHT MRTPI, DIRECTOR OF ECONOMY, TRANSPORT & ENVIRONMENT

DESIGNER  
KH

CAD

CHECKED

APPROVED

SCHEME

Hinton Ampner & Bramdean PC

SO24 0LW

shelters.costs.huts

JOB No. 134

SCALE @ A3

NTS

DATE

16 April 2022

SHEET NUMBER

1 of 5

DRAWING TITLE

Bramdean  
Overall scheme layout

HCC CAD PLOT: 16-4-2022 15:42:56

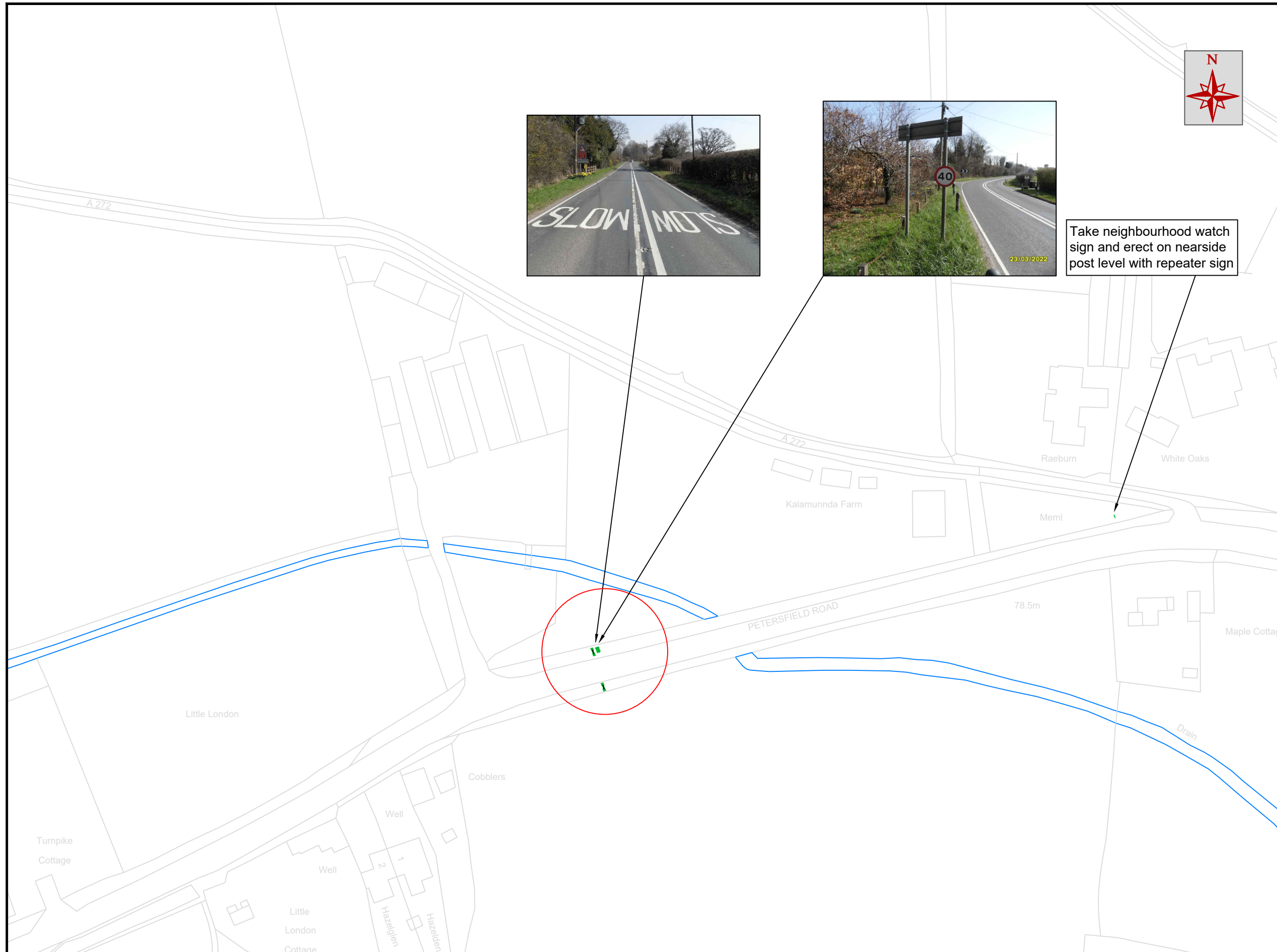
DRAWING NUMBER

135-BRA-KH-22-810

REV

-

REV	AMENDMENTS	DATE	CAD	CHKD	APPD



Take neighbour watch sign and erect on nearside post level with repeater sign

**Legend**

Individual locations showing current regime. For further details of work please refer to the proposed signage drawing


Second photo shows proposed location for neighborhood watch sign. To be mounted on nearside post

**For Consultation**

**NOTE**  
DO NOT SCALE FROM THIS DRAWING.


© CROWN COPYRIGHT AND DATABASE RIGHTS 2020  
ALL RIGHTS RESERVED, HCC 100019180

REV	AMENDMENTS	DATE	CAD	CHKD	APPD



**Hampshire County Council**  
STUART JARVIS BSc DipTP FCIHT MRTPI, DIRECTOR OF ECONOMY, TRANSPORT & ENVIRONMENT

DESIGNER <b>KH</b>	SCHEME <b>Hiuton Ampner &amp; Bramdean PC</b>	DRAWING TITLE <b>Bramdean Existing signage Location 1</b>
CAD	<b>SO24 0LW</b> shelter, costs, huts	HCC CAD PLOT: 16-4-2022 15:42:57
CHECKED	JOB No. 134 SCALE @ A3 <b>1:1000</b>	DRAWING NUMBER <b>134-BRA-KH-22-811</b>
APPROVED	DATE <b>16 April 2022</b>	SHEET NUMBER <b>2 of 5</b>



**Legend**

Individual locations showing current regime.  
For further details of work please refer to the proposed signage drawing



**For Consultation**

**NOTE**

DO NOT SCALE FROM THIS DRAWING.

© CROWN COPYRIGHT AND DATABASE RIGHTS 2020  
ALL RIGHTS RESERVED, HCC 100019180

REV	AMENDMENTS	DATE	CAD	CHKD	APPD

**Hampshire  
County Council**

STUART JARVIS BSc DipTP FCIHT MRTPI, DIRECTOR OF  
ECONOMY, TRANSPORT & ENVIRONMENT

DESIGNER	KH	SCHEME	Hiinton Ampner & Bramdean PC			DRAWING TITLE	Bramdean Existing signage Location 2			
CAD			SO24 0LW							
CHECKED			shelter.costs.huts							
APPROVED		JOB No.	134			HCC CAD PLOT:	16-4-2022 15:42:58			
		SCALE @ A3	1:1000			DRAWING NUMBER	134-BRA-KH-22-803			
		DATE	16 April 2022			SHEET NUMBER	3 of 5			
									REV	-



**Legend**

Individual locations showing current regime.  
For further details of work please refer to the proposed signage drawing



**For Consultation**

**NOTE**

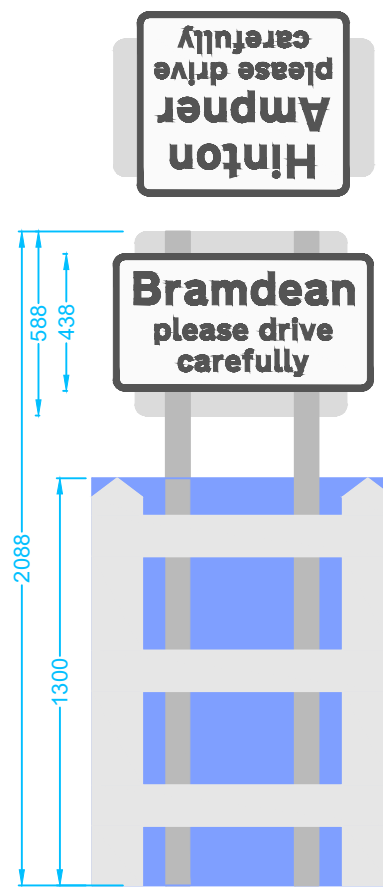
DO NOT SCALE FROM THIS DRAWING.

© CROWN COPYRIGHT AND DATABASE RIGHTS 2020  
ALL RIGHTS RESERVED, HCC 100019180

REV	AMENDMENTS	DATE	CAD	CHKD	APPD

**Hampshire County Council**  
STUART JARVIS BSc DipTP FCIHT MRTPI, DIRECTOR OF ECONOMY, TRANSPORT & ENVIRONMENT

DESIGNER <b>KH</b>	SCHEME <b>Hiuton Ampner &amp; Bramdean PC</b>	DRAWING TITLE <b>Bramdean Existing signage Location 3</b>	
CAD	<b>SO24 0LW</b>	HCC CAD PLOT: 16-4-2022 15:43:00	
CHECKED	shelter.costs,huts	DRAWING NUMBER <b>134-BRA-KH-22-813</b>	
APPROVED	JOB No. 134 SCALE @ A3 <b>1:1000</b>	DATE <b>16 April 2022</b>	SHEET NUMBER <b>4 of 5</b>
			REV <b>-</b>



Reverse side of Bramdean sign

### Location 1

A272 Petersfield Road near to Kalamunnda Farm

North Side (towards Bramdean)

1. Erect post extensions (500mm) on existing and move up reduced speed now signs
2. Remove the Bramdean sign & dispose
3. Remove neighborhood watch sign and erect on chevron post (inside one) in line with 40mph repeater sign
4. Erect new Bramdean sign below existing "reduce speed now" sign
5. Erect new gateway in front of posts on approach into the village
6. Erect "Hinton Ampner" sign centrally back to back with Bramdean sign. The grey surround on this sign is that for Bramdean sign

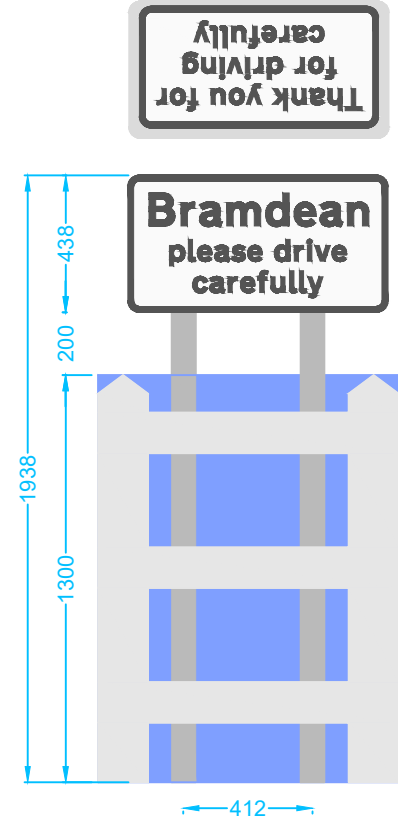
South Side (away from Bramdean)

1. Repeat as above

### Location 2

Wood Lane

Reverse side of Bramdean sign



1. Remove existing Bramdean sign and 2 posts (on the south side) and then dispose
2. Erect new Bramdean sign on 2 posts as shown
3. Erect new gateway in front of recently erected posts and sign as shown
4. Erect "Thank you for driving carefully" sign centrally back to back with Bramdean sign. The grey surround on this sign is that for Bramdean sign

#### Legend

All diagram numbers where indicated refer to Traffic Signs Regulations and General Directions 2016 and its subsequent amendments

All dimensions unless stated are in millimeters


1300 H 960 W Gateway 1300mm high and a width of 960mm

Glasdon Standard Gateway finished in white comprising of two outer posts with 3 horizontal slats. The final size will be 1300mm above ground level.

The gateways used within the scheme illustrates the size where the height of the gateway is above ground level

### Location 3

A272 Petersfield Road - Woodcote Cottages



1. Retain all signing either side of carriageway
2. Introduce the gateway in front of existing signing on the south side.

### Sign design



Width (mm)	763	Sign Reflectivity	RA2
Height (mm)	388	Sign Reference	
x-height (mm)	50	Sign Location	
Area (m²)	0.30	Single / Double side	Single

Sign Material RA2 on Aluminium Composite Material  
No Required



Width (mm)	830	Sign Reflectivity	RA2
Height (mm)	438	Sign Reference	
x-height (mm)	75 & 50	Sign Location	
Area (m²)	0.36	Single / Double side	Single

Sign Material RA2 on Aluminium Composite Material  
No Required

Signs to be used at locations 1 and 2



Width (mm)	676	Sign Reflectivity	RA2
Height (mm)	588	Sign Reference	
x-height (mm)	75 & 50	Sign Location	
Area (m²)	0.40	Single / Double side	Single


Sign Material RA2 on Aluminium Composite Material  
No Required

For Consultation

NOTE

DO NOT SCALE FROM THIS DRAWING.

© CROWN COPYRIGHT AND DATABASE RIGHTS 2020 ALL RIGHTS RESERVED, HCC 100019180



REV	AMENDMENTS	DATE	CAD	CHKD	APPD

DESIGNER KH	SCHEME Hiuton Ampner & Bramdean PC	DRAWING TITLE Bramdean Proposed Signage Location 1,2 and 3 proposals Sign design	
CAD	SO24 0LW shelter.costs,huts	HCC CAD PLOT: 16-4-2022 15:43:02	
CHECKED	JOB No. 134 SCALE @ A3	DATE 16 April 2022	SHEET NUMBER 5 of 5
APPROVED	NTS	DRAWING NUMBER 134-BRA-KH-22-814	REV -